



OPERATING INSTRUCTIONS

POSITIONING TOOL FOR "TOP LOAD" SADDLES

code: 00IPOS01

TECHNICAL CHARACTERISTICS:

Material: steel and aluminium
Dimensions: 1.57x1.18x0.96 inch
Weight: 15 lb

RANGE OF APPLICATION:

12EICOLTL142402 -branch saddles 2"IPS for mains from 14"IPS to 24"IPS.

12EIPRESTL142402 -tapping tees with outlet 2"IPS for mains from 14"IPS to 24"IPS

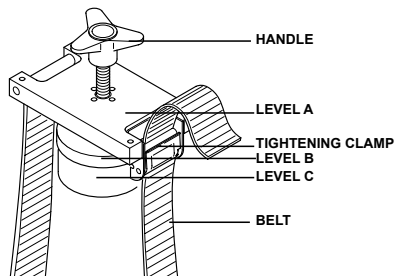
12EIPRESTL142402 MUST BE INSTALLED ON PIPES WITH THE FOLLOWING SDR:

DN Pipe IPS	Max wall thickness (SDR)
14"	11
16"	11
18"	17
20"	17
22"	21
24"	21

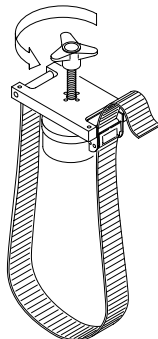
Don't install 12EIPRESTL142402 on pipes with thickness greater than 1,55".

Note: Top load branching saddles can be welded on pipes with ovalitation max. 1%.

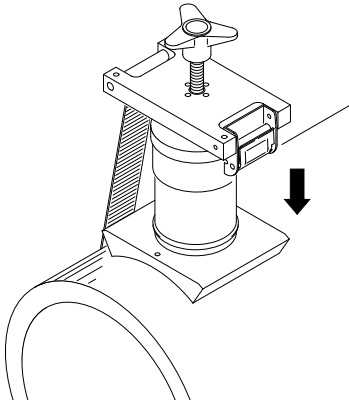
COMPONENTS



INSTALLATION

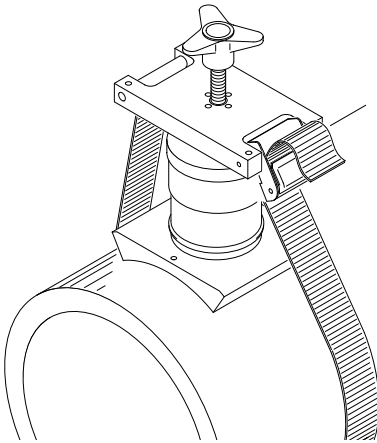


1. Prepare the tool for use by turning counterclockwise the handle until level **A** will reach level **B**.



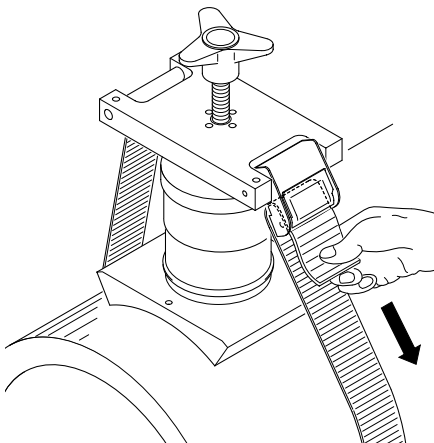
2. Insert the positioning tool into the “top load” saddle and place them on the pipe, after completing scraping and cleaning operations (check installation instruction of the fitting).

Note for article 12EIPRESTL142402: Make sure that the cap is completely tightened until the stop.

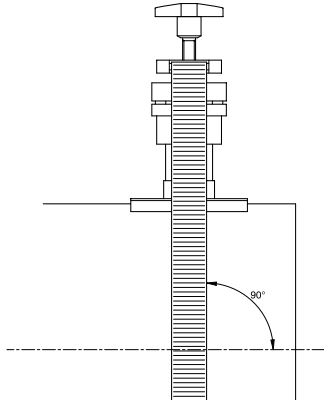


3. Pass the belt under the pipe and insert it into the tightening clamp from the bottom to the top, as showed on the figure.

Care not to move the fitting in order not to compromise the cleaning operation.

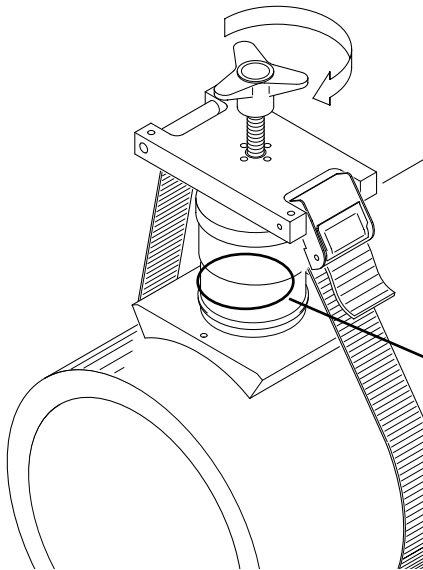


4. Insert the belt up in the buttonhole and then pull down to tighten the ‘top load’ saddle on the pipe.

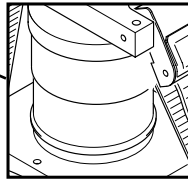


5. Make sure that the belt is perpendicular to pipe axis.

6. Turn the handle clockwise until level **B** and level **C** join together.



7. ATTENTION Check that the gap between the saddle and the pipe is lower than 1 mm: only in this case proceed with the welding on the pipe. Wait for the cooling time indicated on the bar code on the fitting.



8. Remove the positioner by turning counterclockwise the handle and extract the belt from the tightening clamp.



NUPI AMERICAS, Inc.

1511 Superior Way,

Houston - TX 77039 - U.S.A.

ph. +1 281 590 4471- fax +1 281 590 5268

Web Site: www.nupiamericas.com E-mail: info@nupiamericas.com